

RS4000 Rack



*Note – picture above shows the rack with a partial upgrade kit installed



DESIGN & CONSTRUCTION

- The rack can accommodate the range of SRS3000 or SRS4000 shelves and sub-racks. Please note that other 19" rack mounted products and equipment can be mounted into the RS3000 rack. Refer to the other products within the OAsys range.
- SRS shelves and sub-racks are available for Splicing Only, Patching Only, Splicing + Patching and Patch cord Storage. They can be supplied in 1U, 2U or 3U formats.
- Up to 40 single (1U) SRS shelves can be accommodated in a 42U rack providing a capacity of 3840 fibres on a splice and patch basis. Up to 45 single (1U) SRS shelves can be accommodated in the 47U rack, providing a capacity of 4320 fibres on a splice and patch basis.
- The rack is supplied fully configured as a composed rack with side channels, doors, 19" mounting rails, patch cord storage mandrels and cable anchor brackets.
- Cables are anchored and distributed in the left hand side of the rack using & BEM cable anchors. See additional items.
- Patch cord storage drums are supplied in the right hand side of the rack, for patch cord storage and bend management. Mandrels can be added to the left hand side using an upgrade kit.

Product description

The RS4000 Rack is a standard rack with 19" mounting rails, used to accommodate a range of SRS4000 shelves and sub-racks or any other 19" rack mounted products. The rack is 900mm wide by 300mm in depth and is available in 42U and 47U heights (2000 and 2200mm). The rack is supplied with side panels and transparent doors. Cable brackets are supplied in the left hand side of the rack to enable a range of cable anchor brackets to be installed. Mandrels are supplied in the right hand side of the rack to manage and store patch cords. The maximum capacity of the rack is 2160 fibres (based on the 47U rack on a splice + patch basis).

RS4000 Rack

Technical Data

- Maximum Capacity:

- 42U: 40 SRS3000 or SRS4000 shelves (1U)
- 47U: 45 SRS3000 or SRS4000 shelves (1U)

- Maximum Fibre Capacity:

(using SRS4000 products)

- 42U: * 3840 (patch only and splicing + patching with LC connectors)
- 42U: * 1920 (splice only, patch only and splicing + patching with SC connectors)
- 42U: * 960 (patch only and splicing + patching with FC, ST and E2000 connectors)
- 47U: * 4320 (patch only and splicing + patching with SC connectors)
- 47U: * 2160 (splice only, patch only and splicing + patching with SC connectors)
- 47U: * 1080 (patch only and splicing + patching with FC, ST and E2000 connectors)

- Required space envelope (mm):-

- 42U: (h) 2000 x (w) 900 x (d) 300
- 47U: (h) 2200 x (w) 900 X (d) 300

- Material:

Mild Steel

- Finish:

Painted light grey (RAL 7035)

Logistics

- Packing Dimensions (mm):

- 42U: (h)2280 x (w)965 x (d)350
- 47U: (h)2280 x (w)965 x (d)350

- Packed Weight (Kg):

- 42U: 145.0
- 47U: 155.0

- Net Weight (Kg)

- 42U: 85.0
- 47U: 95.0

Main characteristics

Kit Contents

The RS4000 Rack is supplied fully assembled with side panels, transparent doors, four cable anchor brackets, eleven patch cord storage mandrels and a door lock.

Additional Items Recommended

- SRS 4000 Shelves
- SRS 3000 Shelves
- Horizontal Routing and Storage Shelf
- Modular Splitter Shelf
- Connectorised Splitter Modules
- Cable Anchor Brackets
- Rack Fixing Kits

Prysmian Part Numbers

- **EXSC02726** – (42U) 2000x900x300
- **EXSC02727** – (47U) 2200x900x300


RS4000 Rack

Additional Items

SRS4000 Modules

See data sheet RM038 for the full range of SRS4000 Splice and Patch and Patch only modules. The sub-racks are available in 1U, 2U and 3U heights.

Prysmian Part Numbers: See data sheet RM0038



SRS3000 Modules

See data sheets RM014, RM015, RM018, RM019 And RM020 for the full range of SRS3000 Splice and Patch, Patch only, Splice Only and Storage modules. The sub-racks are available in 1U, 2U and 3U heights.


Prysmian Part Numbers: See data sheet RM0014
See data sheet RM0015
See data sheet RM0018
See data sheet RM0019
See data sheet RM0020



Horizontal Routing and Storage Shelf

The Horizontal Routing and Storage Shelf is a 3U shelf used to transport patch cords from one side of the RS3000 rack to the opposite side. The shelf can also be used as a patch cord storage shelf for the storage of patch cord over-lengths. Manufactured from the steel, the shelf contains two routing mandrels for the coiling of the patch cord over-lengths.

Prysmian Part No.: XEXSC01560



Additional Cable Anchor Brackets

Four cable anchor brackets are supplied with the rack for securing the cables in the left hand side. Additional brackets can be ordered if required. The brackets are supplied as a set of two including fixing screws.

Prysmian Part No.: XKTSC00285 (pack of 2)




SRS - ARS Cable Anchor

The ARS Cable Anchor kit is used to install an additional cable into an SRS3000 shelf, or into the rack for routing to a number of shelves. The ARS is suitable for cables between 12 and 48 fibres. Bend limiting routing tubes to protect the fibres being routed to the shelf are also supplied in the kit.

The ARS also allows for the anchoring / termination of both the cable strength member and any Aramid with in the cable construction.

Prysmian Part Nos.: - XSRSC00360 – ARS + 1.5m of bend limiting tube
XEXSC00962 – ARS + 10m of bend limiting tube
XEXSC00963 – ARS + 10m of RFH tube



RS4000 Rack

Additional Items

Modular Splitter Shelf

The Modular Splitter Shelf is a 3U high shelf that is used to mount pre-connectorized Splitter Modules into the RS3000 rack. Splitter Modules from 1x4 to 1x64 can be installed into the rack. Splitter input fibres are connected to incoming network feeder cables by use of a splice and patch shelf, or a splice only shelf (cut connector from splitter input) such as the SRS3000 Shelves (see page 3). The splitter outputs are pre-connectorized and can be routed directly to splice and patch or patch only shelves within the rack for connection to network cables. Splitter Modules are installed into the splitter using plastic pop rivets. Up to 14 Splitter modules can be accommodated into the 3U splitter shelf.



Prysmian Part Number: XEXSC01548

Splitter Modules

Splitter Modules are used to populate the Modular Splitter Shelf. Splitter Modules are pre-connectorized splitters housed in a protective unit. The splitter outputs are connectorized for direct connection to the network cable patch panels. The modules are available with split ratios from 1x4 to 1x64 and can be supplied with the output tails connectorized with FC, SC or LC connector types. The input fibre tail is a ruggedised connectorized fibre that can be routed to a splice and patch shelf for connecting to the network feeder cable. Other combinations and connector types are available on request.



Prysmian Part Numbers:-

SPLITTER RATIO	CONNECTOR TYPE					
	FC/UPC	FC/APC	SC/UPC	SC/APC	LC/UPC	LC/APC
1x4	XSPSC00080	XSPSC00081	XSPSC00082	XSPSC00083	XSPSC00084	XSPSC00085
1x8	XSPSC00086	XSPSC00087	XSPSC00088	XSPSC00089	XSPSC00090	XSPSC00091
1x16	XSPSC00092	XSPSC00093	XSPSC00094	XSPSC00095	XSPSC00096	XSPSC00097
1x32	XSPSC00098	XSPSC00099	XSPSC00100	XSPSC00101	XSPSC00102	XSPSC00103
1x64	XSPSC00104	XSPSC00105	XSPSC00106	XSPSC00107	XSPSC00108	XSPSC00109

BEM Cable Clamp

The BEM Cable Clamp is used to anchor the cable within the rack or to an SRS3000 Mounting Chassis and route the fibres onto the Modules. The BEM is suitable for cables between 36 and 192 fibres. 20 metres of routing tube is supplied with the BEM.



**Prysmian Part Nos.: XEXSC00960 – BEM + 20m of bend limiting tube
XEXSC00961 – BEM + 20m of RFH tube**

RS4000 Rack

Additional Items

Rack Fixing Kits

Rack fixing kits are available to secure the rack to another rack in the suite or to the wall.
Kits are available for:

Side Fixing – Fixing a rack to an adjacent rack left or right

Rear Fixing – Fixing a rack to another rack back to back

Wall Fixing – Fixing a rack to the wall

***Prysmian Part Nos.: - XEXSC02562 – RS3000 Rack Fixing Kit Side
XEXSC02563 – RS3000 Rack Fixing Kit Back to Back
XEXSC02564 – RS3000 Rack Fixing Kit Wall***

Please contact your local sales office listed on www.prysmiangroup.com

© Prysmian Group 2021, All Rights Reserved.

The information contained within this document must not be copied, reprinted or reproduced in any form, either wholly or in part, without the written consent of Prysmian Group. The information is believed correct at the time of issue. Prysmian Group reserves the right to amend this specification without notice. This specification is not contractually valid unless specifically authorised by Prysmian Group.